

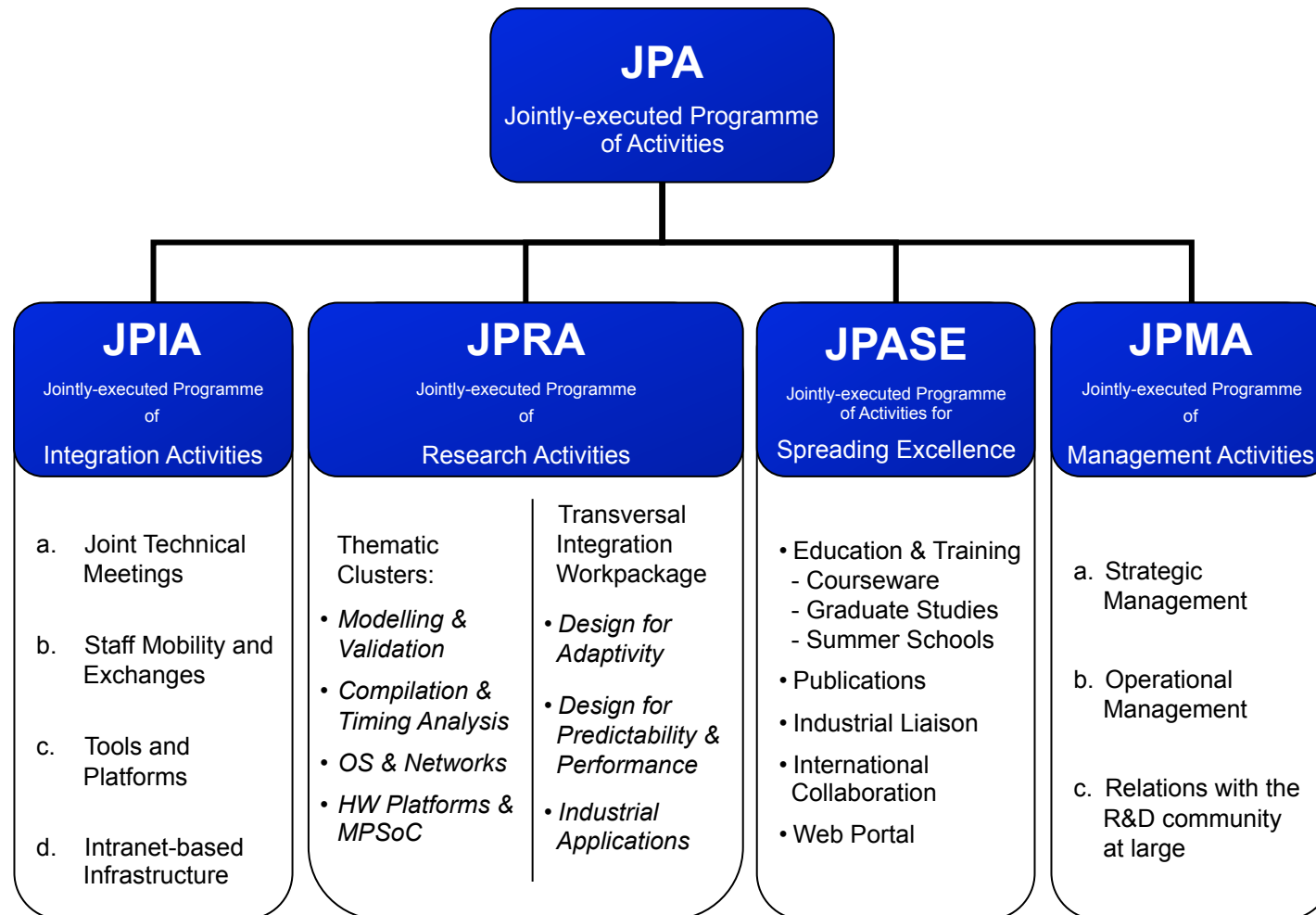
Year 2 Review
Brussels, February 12th, 2010

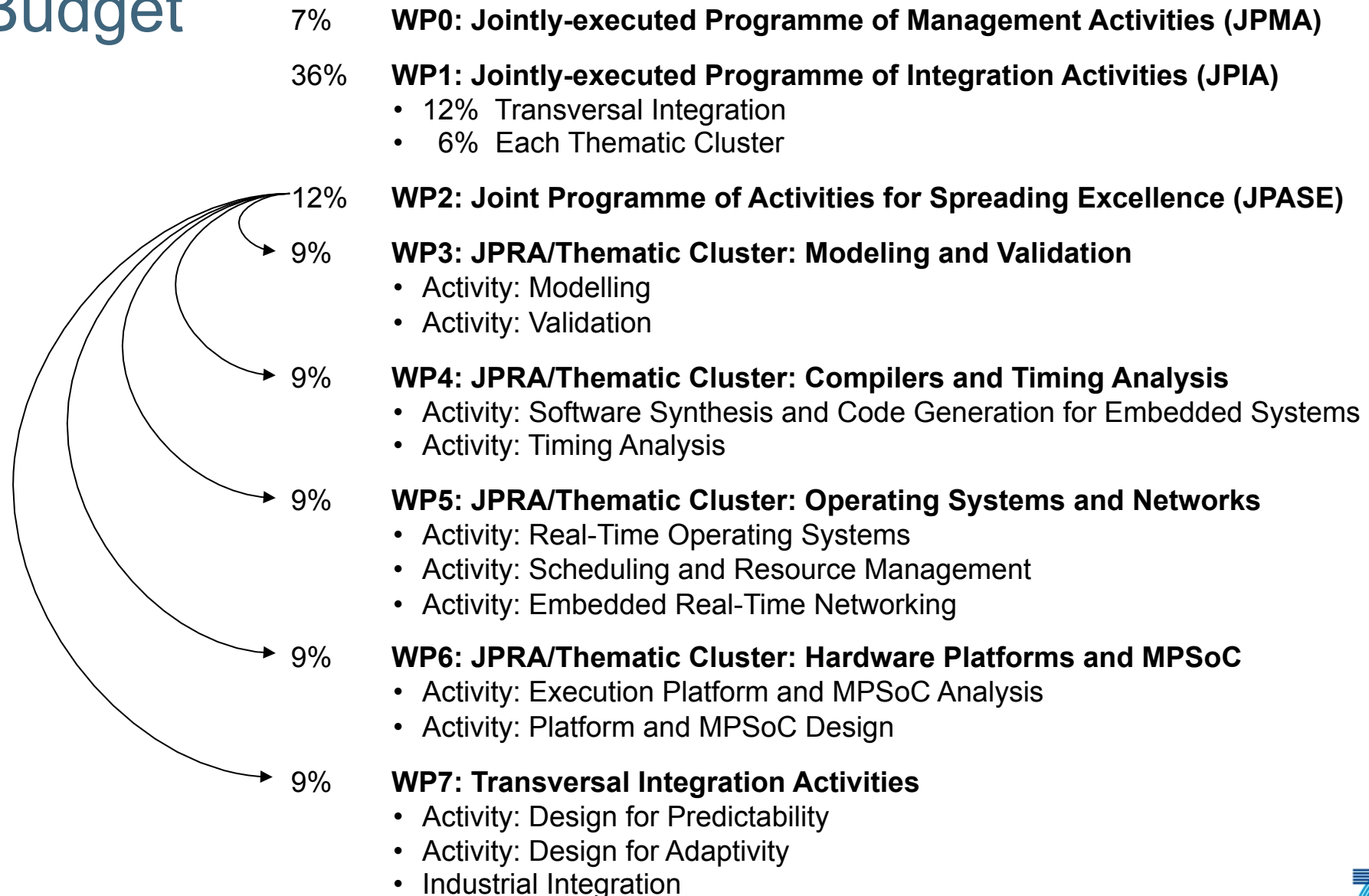
Administration, Budget, and Efforts

leader : Bruno Bouyssounouse
UJF/Verimag

Joint Programme of Activities

ArtistDesign acts as a Virtual Centre of Excellence, composed of a set of virtual teams, called clusters. Each cluster gathers together selected teams from partners, to create the critical mass and expertise in one of the essential topics for embedded systems design.



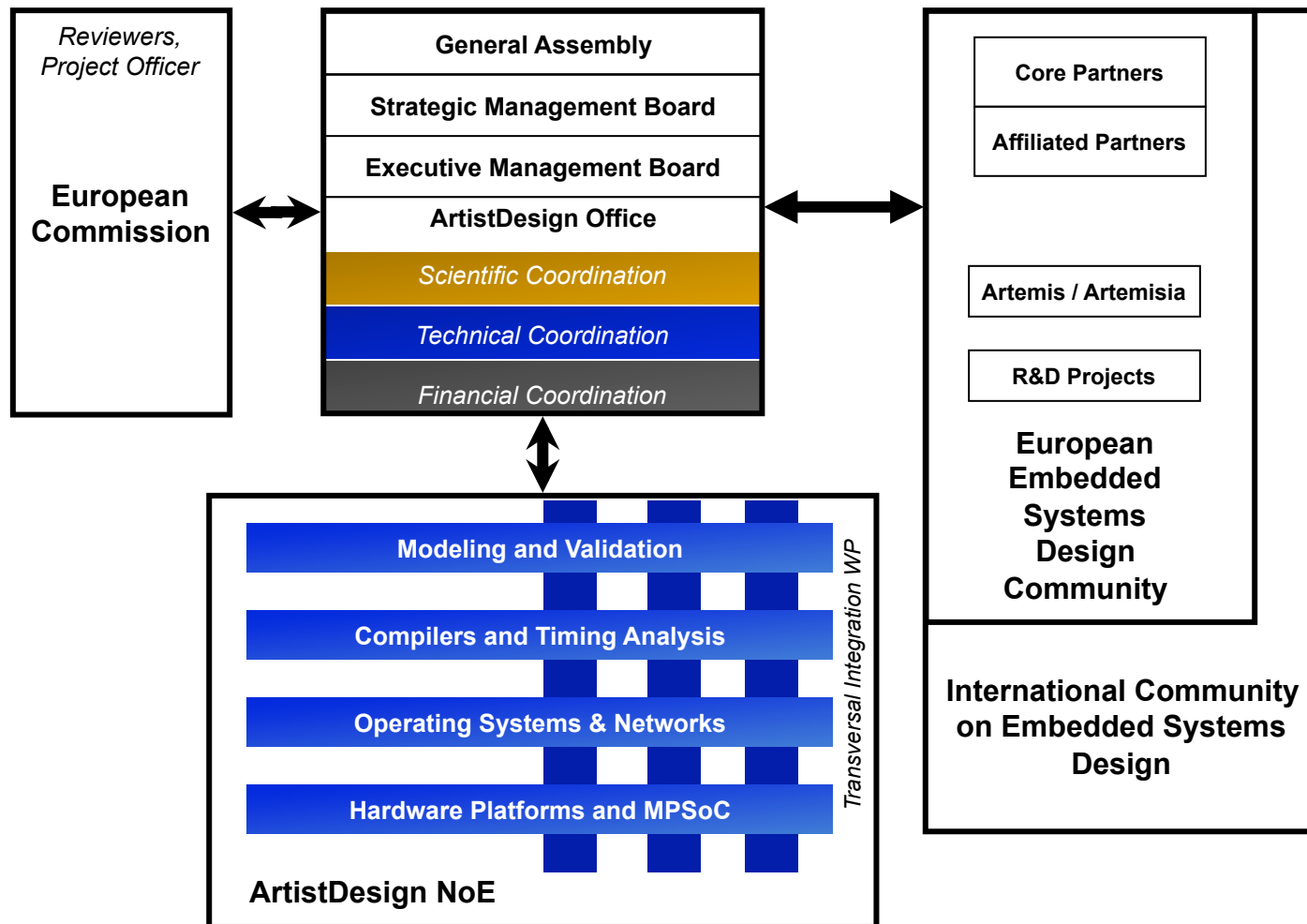


Dynamic Budget Management

To ensure that we have a reactive community, a key feature of the NoE is having a dynamic budget:

- This allows us to dynamically change the composition (and budget) of the partners in any given activity or cluster.
- Spreading Excellence is by far the most dynamic
- Managed via an excel file on the intranet, updated by the Technical Coordinator who checks for coherency.
- Main orientations given by the Strategic Management Board
- Approved formally by the consortium at least once a year.

Management Structure



Contractual Organisation

- General Assembly
 - Validates the annual budget
 - Approves contractual (DoW) changes

- Strategic Management Board manages the NoE

Joseph Sifakis, Bruno Bouyssounouse, Luis Almeida, Karl-Erik Årzén, Luca Benini, Alan Burns, Giorgio Buttazzo, Tom Henzinger, Bengt Jonsson, Kim Larsen, Jan Madsen, Peter Marwedel, Alberto Sangiovanni, Lothar Thiele, Reinhard Wilhelm

 - proposes main orientations of the NoE (eg: schools, changes to clusters/activities)
 - meets at least once per year (near the review)
 - chaired by the scientific coordinator

- ArtistDesign Office manages the day-to-day operations
 - Joseph Sifakis Scientific Coordinator
 - Bruno Bouyssounouse Technical Coordinator
 - Olivier Guérard Financial/admin coordinator
 - Liliane Pereira Bahia Legal aspects

Day to Day Organisation

- Detailed budget
 - Managed on a regular basis by the Technical Coordinator, in conjunction with the Financial Admin Coordinator
 - Visible to all partners in a (very large) excel file on the intranet
 - All global budget figures are calculated bottom-up from the detailed figures
- Artist Events + Sponsoring
 - Proposed by partners, to the Technical Coordinator
 - Regular workshops handled directly (updates to the budget, web)
 - Large-scale events and general policy discussed within the SMB
- Rules for Artist Events
 - Must be hosted on the Artist Web Portal
 - Must publish list of participants (names + affiliations)
 - Must publish a short report (main conclusions, next steps)
 - Must publish slides via the portal (PDF)

Efforts Planned and Spent

“raw” data !

| | | Y1 spent | Y2 spent | 2yr ctual total | 4yr planned total |
|---|------------|--------------|---------------|--------------------|----------------------|
| Management | WP0 | 7,29 | 7,70 | 14,99 | 51,00 |
| Integration Activities | WP1 | 17,30 | 25,16 | 42,46 | 320,50 |
| Spreading Excellence | WP2 | 9,07 | 22,95 | 32,02 | 106,75 |
| cluster: Modeling and Validation | WP3 | 6,75 | 28,05 | 34,80 | 87,25 |
| cluster: SSCG-TA | WP4 | 11,76 | 23,13 | 34,89 | 79,25 |
| cluster: OS & NW | WP5 | 9,43 | 7,29 | 16,72 | 73,00 |
| cluster: HW Platforms and MPSoC | WP6 | 19,91 | 39,18 | 59,09 | 80,50 |
| Transversal Integration | WP7 | 17,13 | 21,16 | 38,29 | 109,00 |
| Totals | | 98,64 | 174,62 | 273,26 | 907,25 |